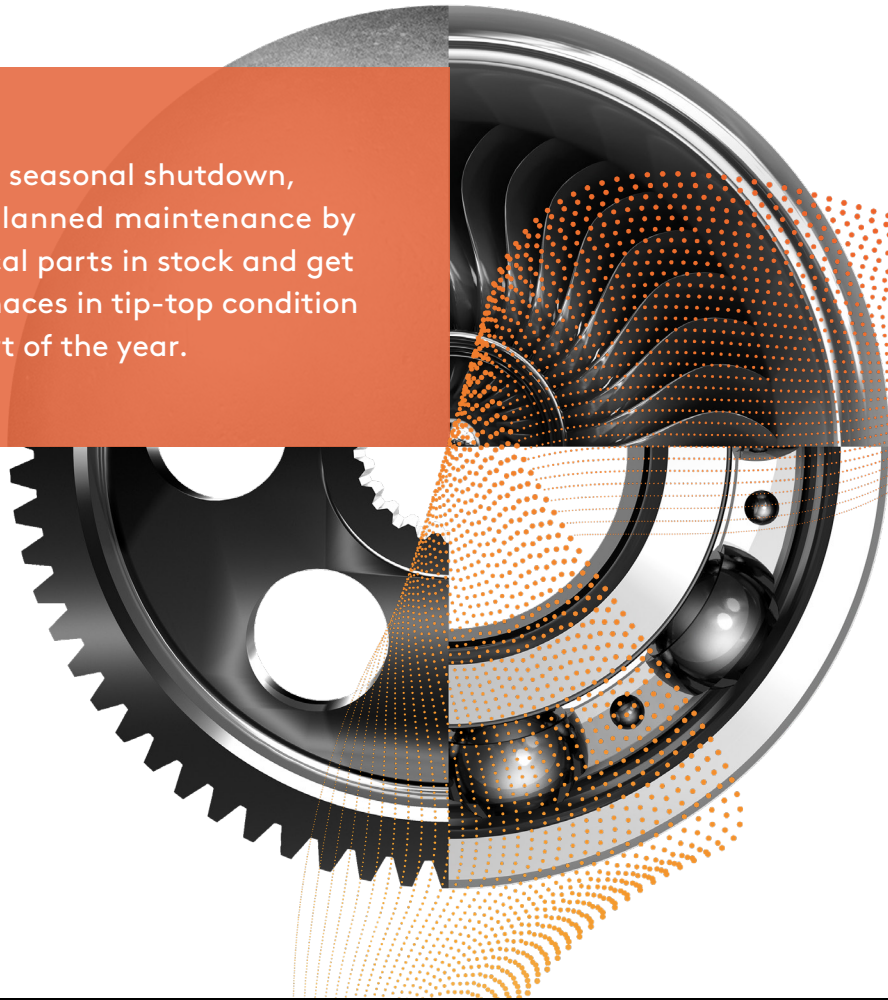


MAKE THE MOST OUT OF YOUR SEASONAL SHUTDOWN.

PLAN AHEAD.

During the next seasonal shutdown, optimize your planned maintenance by having all critical parts in stock and get your Nitrex furnaces in tip-top condition for the next part of the year.



NITREX

From replacement parts and consumables to field and metallurgical services, Nitrex has you covered.

nitrex.com


TIME TO CHECK THE CONDITION OF THESE PARTS

REPLACE IF NEEDED



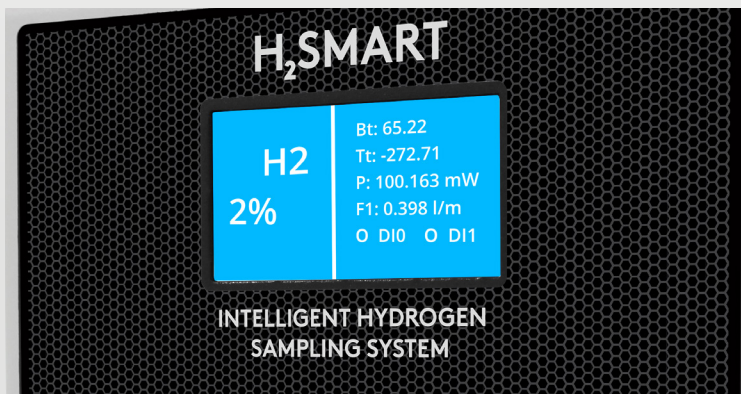
→ GAS CABINET

- Filters
- Solenoid valves
- Pressure gauges
- Gas Supply
(Pressure regulators)



→ FURNACE COVER

- Cover seal
- Locking clamps
- Pressure transducers
- Turbine repair kit



→ ANALYZER

- Filters
- Factory cleaning &
Calibration services



→ WATER COOLING SYSTEM

- Solenoids
- Fan & motor
- Pump

TECHNICAL SUPPORT

METALLURGICAL SERVICES

- Test and analysis of samples for compliance with application requirements
- Metallurgical evaluation and analysis report

FIELD SERVICES

- On-site preventative maintenance & equipment inspections
- Consumables
- Safety & control upgrades
- After-sales services
- And much more

REMINDER: CUSTOMERS WITH A MAINTENANCE AGREEMENT EARN A 5% DISCOUNT ON replacement parts and consumables. Complimentary remote and field support as well as metallurgical services are also included during the term of the contract.

YOUR NITREX SYSTEM MAINTENANCE CHECKLIST

	WEEKLY	MONTHLY	QUARTERLY	BIANNUALLY	YEARLY	BIENNIALLY	AFTER EACH PROCESS
CALIBRATION							
Thermocouples					•		
Pressure transducer		•					
SCR					•		
Mass flow controllers - Zeroing	•						
Mass flow controller factory calibration						•	
Analyzer factory calibration					•		
DC power supplies				•			
INSPECTION & CLEANING / REPLACEMENT							
Gas supply line in-line filters				•			
Sampling line & filters				•			
Exhaust line				•			
Panel door/AC filters		•					
Furnace retort				•			
Gas supply lines check valves*				•			
Exhaust relief valves				•			
Exhaust proportional valve					•		
Exhaust pneumatic valve					•		
Sampling flowmeter					•		
Retort flange							•
Furnace main seal							•
INSPECTION / GREASING							
Interior turbine					•		
Cover lifting motor					•		
Hot air exhaust gate			•				
Lifting mechanism screw					•		
INSPECTION							
Cooling blower & Drive belts *				•			
Center limit/Proximity switch				•			
Up-Down limit/Proximity switch				•			
Closing ring limit/Proximity switch				•			
Hot air exhaust gate operation					•		
OTHER							
Tighten wire connections (new install)			•				
Tighten wire connections (old install)						•	
Empty waste water ONC sendimentation tank*							•
Change computer filter*			•				

*The performance of this maintenance is applicable on certain furnace models. If unsure, speak to one of our knowledgeable engineers.



Americas : +1 514 335 7191
Toll Free North America : 1 877 335 7191
Europe : +48 32 296 6630
aftermarket@nitrex.com

**MASTERING STRENGTH.
WORLDWIDE.**

nitrex.com